

Scaled data based on original data using  
LM-79-08 Approved Method: Electrical and Photometric Measurements of Solid-  
State Lighting Products

Test Report Prepared for  
Cooper Lighting Solutions  
(formerly Eaton)

Brand: McGRAW-EDISON

Report Number: P386022

Luminaire Tested: **GWC-SA1C-827-U-SL3-HSS**

Issue Date: 3/3/2020

### Test Information

Test Method: LM-79-08  
Report Number: P386022  
TEST IS SCALED FROM IESNA LM-79-08 TEST DATA (G2-1903-205-23)  
Test Lab: INNOVATION CENTER  
Issue Date: 3/3/2020  
Manufacturer: COOPER LIGHTING SOLUTIONS (FORMERLY EATON)  
Product Line: MCGRAW-EDISON  
Catalog Number: GWC-SA1C-827-U-SL3-HSS  
Description: GALLEON WALL LUMINAIRE  
(1) 80 CRI, 2700K, 1050mA LIGHTSQUARE WITH 16 LEDS AND TYPE III SPILL  
LIGHT ELIMINATOR OPTICS WITH HOUSE SIDE SHIELD  
Light Source: -  
Ballast/Driver: ELECTRONIC DRIVER

### Summary

Lumens per Lamp: N/A  
Luminaire Lumens: 4744 lumens  
Efficiency: N/A  
Efficacy: 81.8 lumens/watt  
Luminous Opening: Rectangular (W 0.5' x L: 0.5' x H: 0')  
IES Classification: Type III - Medium  
BUG Rating: B1 - U0 - G2

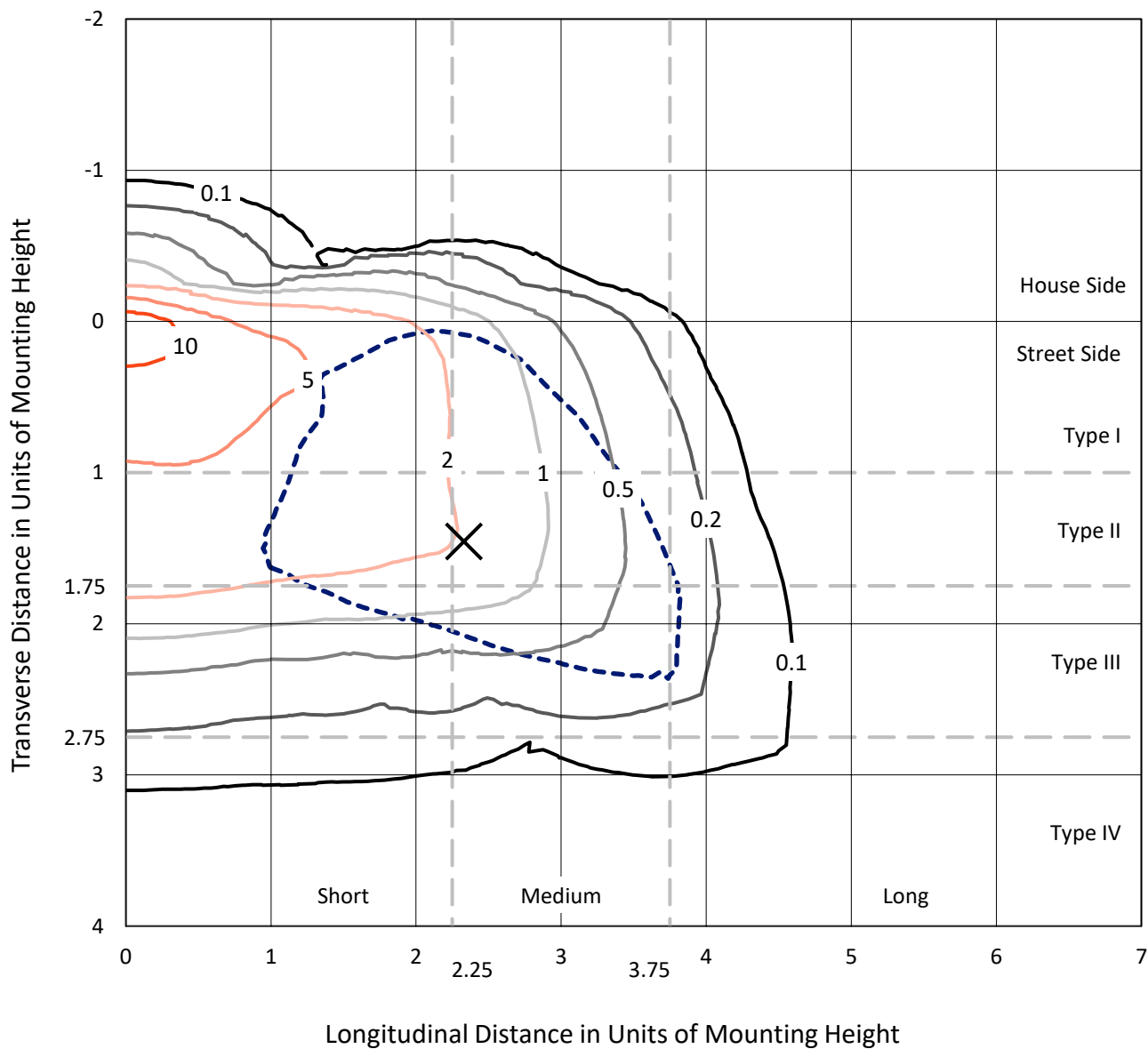
Input Watts (W): 58  
Input Voltage (V): NR  
Input Current (A<sub>in</sub>): NR  
Voltage Rise (V): NR  
Power Factor: NR  
Total Harmonic Distortion (THDi): NR  
Frequency (hertz): 60  
Stabilization Time: NR  
Operation Time: NR  
Ambient Temperature (°C): NR  
Test Distance: 24 FT



REPORT NUMBER: P386022  
 CATALOG NUMBER: GWC-SA1C-827-U-SL3-HSS

### Iso-Footcandle Lines of Horizontal Illumination

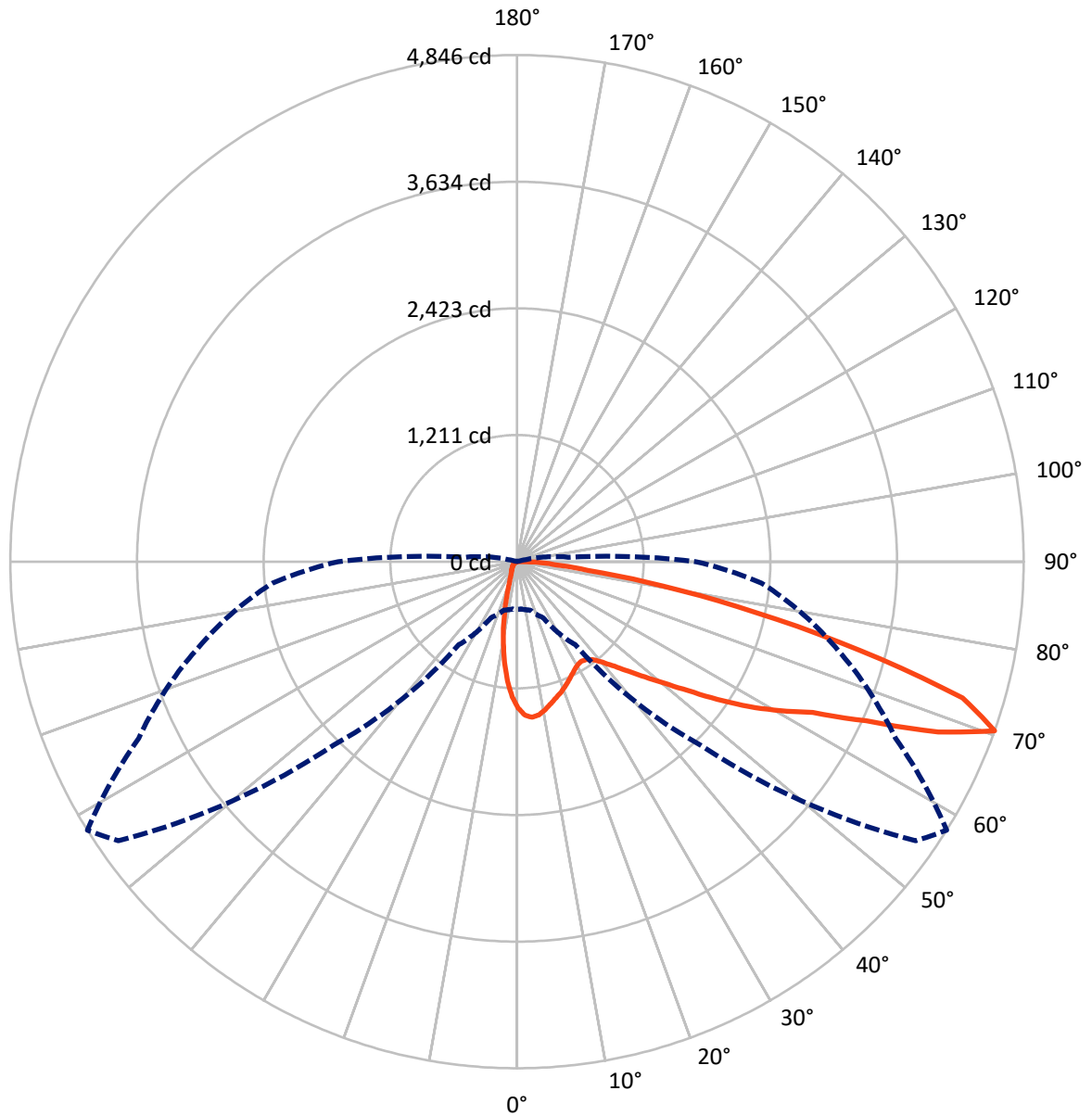
× Max cd  
 - - - 1/2 Max cd



Based on 10 foot mounting height. Maximum calculated value = 14.2 fc  
 Type III - Medium - N/A

REPORT NUMBER: P386022  
CATALOG NUMBER: GWC-SA1C-827-U-SL3-HSS

### Luminous Intensity Polar Plot



— Vertical Plane Through 58-Deg Lateral    - - - Horizontal Cone Through 70-Deg Vertical

REPORT NUMBER: P386022

CATALOG NUMBER: GWC-SA1C-827-U-SL3-HSS

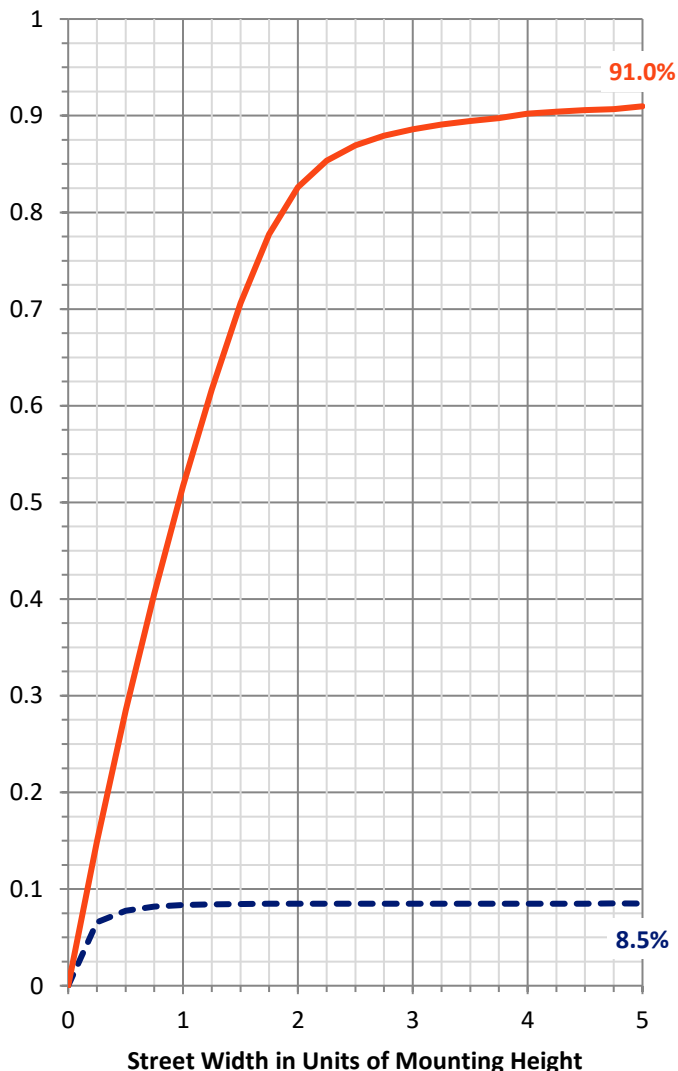
**FLUX DISTRIBUTION:**

		Downward	Upward	Total
<b>House Side</b>	Lumens	406.0	0.0	406.0
	% Fixture	8.6	0.0	8.6
<b>Street Side</b>	Lumens	4338.0	0.0	4338.0
	% Fixture	91.4	0.0	91.4
<b>Total</b>	Lumens	4744.0	0.0	4744.0
	% Fixture	100.0	0.0	100.0

**ZONAL LUMENS:**

Zone	Lumens	% Fixture
0°-10°	114.6	2.4
10°-20°	240.5	5.1
20°-30°	316.2	6.7
30°-40°	418.8	8.8
40°-50°	625.9	13.2
50°-60°	1002.7	21.1
60°-70°	1263.9	26.6
70°-80°	681.7	14.4
80°-90°	79.8	1.7
90°-100°	0.0	0.0
100°-110°	0.0	0.0
110°-120°	0.0	0.0
120°-130°	0.0	0.0
130°-140°	0.0	0.0
140°-150°	0.0	0.0
150°-160°	0.0	0.0
160°-170°	0.0	0.0
170°-180°	0.0	0.0
0°-90°	4744.0	100.0
0°-180°	4744.0	100.0

**Coefficient of Utilization**



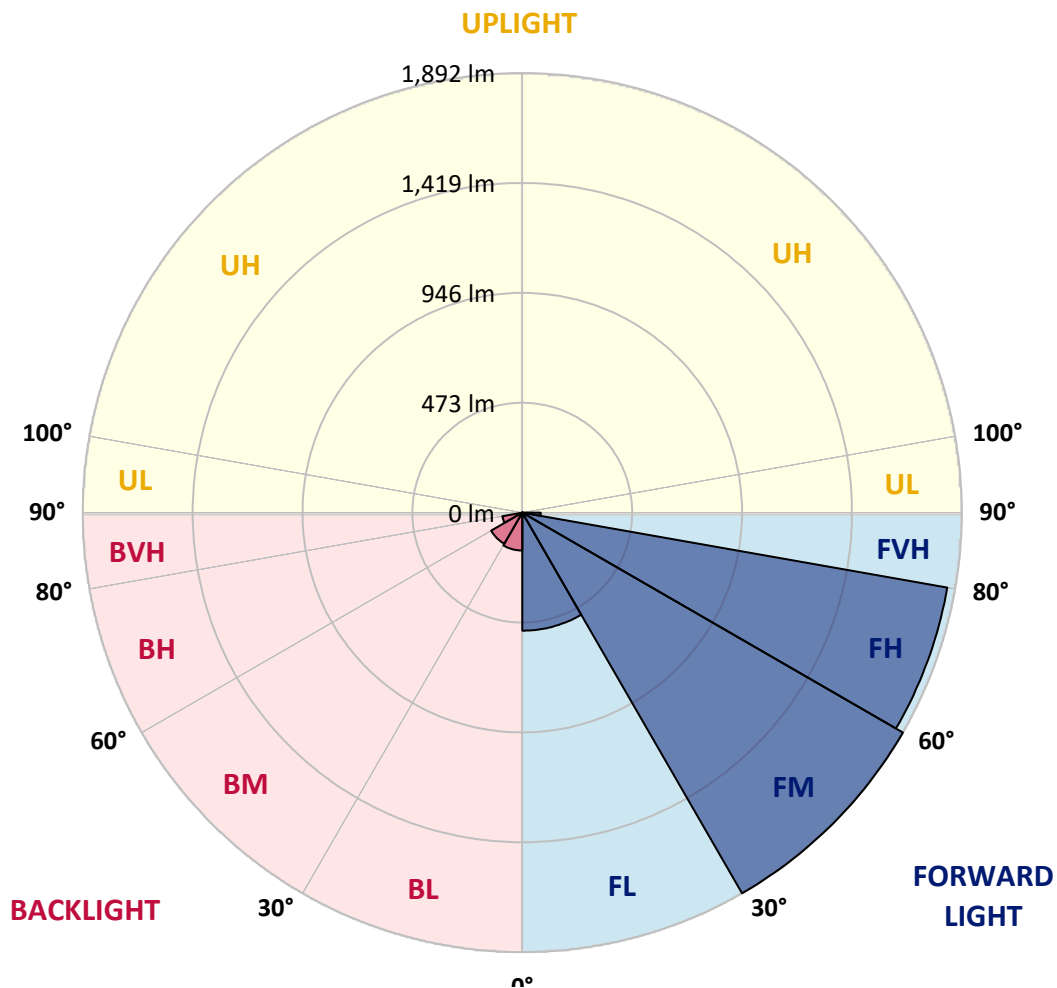
REPORT NUMBER: P386022

CATALOG NUMBER: GWC-SA1C-827-U-SL3-HSS

**LUMINAIRE CLASSIFICATION SYSTEM LUMEN TABLE AND BUG RATING:**

Zone	Lumens	% Fixture	Zone Rating/Lumen Limit		
			B	U	G
FL (0°-30°)	508.2	10.7			
FM (30°-60°)	1892.5	39.9			
FH (60°-80°)	1858.3	39.2			G2/5000
FVH (80°-90°)	79.1	1.7			G1/100
BL (0°-30°)	163.1	3.4	B1/500		
BM (30°-60°)	154.9	3.3	B0/220		
BH (60°-80°)	87.3	1.8	B0/110		G0/110
BVH (80°-90°)	0.7	0.0			G0/10
UL (90°-100°)	0.0	0.0		U0/0	
UH (100°-180°)	0.0	0.0		U0/0	

**BUG Rating: B1-U0-G2**  
 Type III Medium





REPORT NUMBER: P386022  
 CATALOG NUMBER: GWC-SA1C-827-U-SL3-HSS

**CANDELA DISTRIBUTION (FULL):**

	0°	5°	15°	25°	35°	45°	55°	58°	65°	75°	85°
0°	1401.4	1401.4	1401.4	1401.4	1401.4	1401.4	1401.4	1401.4	1401.4	1401.4	1401.4
2.5°	1517.5	1513.8	1512.4	1510.0	1501.0	1492.1	1474.5	1469.6	1458.6	1432.3	1404.5
5°	1518.7	1518.5	1522.7	1521.7	1518.5	1514.4	1501.8	1495.3	1476.5	1439.0	1388.1
7.5°	1445.5	1449.3	1458.6	1466.1	1474.7	1486.0	1487.6	1481.2	1465.9	1425.4	1358.0
10°	1347.3	1353.2	1366.2	1381.0	1403.7	1426.2	1446.3	1445.5	1440.2	1400.4	1321.7
12.5°	1248.9	1255.8	1270.8	1292.7	1324.8	1361.5	1397.4	1402.3	1411.2	1377.9	1288.1
15°	1162.7	1168.6	1183.4	1210.2	1250.1	1299.4	1352.0	1361.1	1384.0	1360.3	1260.1
17.5°	1089.5	1093.2	1104.1	1133.9	1180.0	1239.8	1308.2	1326.0	1360.1	1346.5	1235.9
20°	1038.4	1039.0	1046.1	1067.0	1113.2	1180.0	1262.9	1288.3	1334.9	1334.7	1210.8
22.5°	1013.1	1011.2	1012.6	1024.6	1058.5	1123.0	1217.5	1247.7	1312.2	1324.6	1185.4
25°	1008.4	1006.8	1002.9	1004.5	1025.0	1073.1	1171.7	1206.7	1292.3	1318.5	1163.3
27.5°	1023.2	1024.8	1018.1	1011.0	1012.6	1040.8	1131.1	1171.5	1276.1	1318.5	1147.7
30°	1053.0	1053.8	1048.8	1039.6	1027.1	1031.7	1102.9	1143.3	1268.0	1327.6	1137.8
32.5°	1085.9	1090.3	1089.7	1082.2	1064.4	1046.1	1096.2	1133.1	1267.4	1347.7	1136.8
35°	1126.8	1131.7	1140.0	1138.4	1119.9	1089.7	1119.1	1148.1	1279.1	1380.8	1147.5
37.5°	1170.2	1177.7	1195.4	1203.9	1191.9	1157.7	1170.4	1191.1	1310.2	1434.5	1174.5
40°	1212.2	1220.7	1253.0	1286.4	1277.3	1242.2	1248.1	1264.7	1365.7	1511.6	1225.8
42.5°	1253.4	1266.0	1313.6	1368.4	1379.3	1351.3	1354.4	1367.6	1447.9	1617.8	1309.6
45°	1302.7	1316.9	1387.3	1455.0	1484.0	1471.8	1485.2	1493.9	1555.4	1758.0	1422.7
47.5°	1375.1	1391.5	1477.9	1555.0	1605.9	1613.8	1640.8	1646.6	1691.3	1921.3	1570.0
50°	1516.4	1520.9	1599.0	1669.0	1742.4	1789.8	1820.5	1824.9	1855.8	2099.9	1754.1
52.5°	1694.1	1697.1	1741.2	1788.2	1871.6	1968.3	2040.3	2046.4	2052.9	2273.8	1935.7
55°	1870.6	1870.2	1899.4	1927.1	2022.5	2163.0	2319.2	2323.0	2276.2	2439.0	2074.6
57.5°	1980.9	1991.6	2035.9	2071.5	2204.8	2384.9	2601.7	2615.5	2510.8	2561.3	2211.9
60°	1945.8	1950.9	2049.4	2180.7	2431.9	2700.3	2887.5	2891.1	2687.1	2683.4	2385.5
62.5°	1657.8	1660.6	1815.2	2086.1	2546.9	3109.5	3232.3	3174.6	2889.9	2852.8	2593.2
65°	1136.2	1154.2	1283.4	1618.1	2335.6	3366.1	3766.1	3670.5	3199.0	3097.0	2781.0
67.5°	669.1	665.4	729.3	975.9	1715.4	3195.7	4441.4	4346.3	3620.6	3260.6	2726.0
70°	457.1	454.5	479.0	590.8	968.4	2479.0	4653.8	4845.8	3992.8	3150.5	2346.0
72.5°	326.3	327.7	363.8	459.0	608.0	1444.4	4002.1	4456.4	3876.2	2746.5	1783.3
75°	221.5	225.3	277.0	376.6	533.0	734.8	2840.0	3387.6	3156.4	1996.1	1025.0
77.5°	119.1	123.3	184.2	303.4	481.9	510.5	1826.9	2331.4	1982.7	897.3	297.1
80°	49.7	52.1	86.2	220.5	416.4	448.4	1074.9	1413.8	844.9	176.9	66.3
82.5°	21.5	22.7	35.9	131.6	311.3	378.5	569.1	680.2	256.0	38.9	33.3
85°	4.1	4.3	14.8	69.6	198.6	213.6	368.9	361.6	115.0	16.8	24.3
87.5°	0.0	0.0	3.6	21.9	58.4	116.4	225.1	222.3	39.1	8.1	9.1
90°	0.0	0.0	0.0	0.0	0.0	0.0	0.0	0.0	0.0	0.0	0.0



REPORT NUMBER: P386022  
 CATALOG NUMBER: GWC-SA1C-827-U-SL3-HSS

**CANDELA DISTRIBUTION (continued):**

	90°	95°	105°	115°	125°	135°	145°	155°	165°	175°	180°
0°	1401.4	1401.4	1401.4	1401.4	1401.4	1401.4	1401.4	1401.4	1401.4	1401.4	1401.4
2.5°	1390.3	1376.7	1348.1	1312.8	1285.8	1256.0	1232.3	1202.3	1189.3	1189.9	1182.8
5°	1359.1	1331.1	1267.8	1187.9	1126.4	1062.9	1008.2	953.8	921.6	911.2	901.3
7.5°	1314.6	1270.2	1169.2	1046.1	941.9	840.1	751.6	673.7	624.3	600.3	591.4
10°	1264.3	1201.9	1055.8	893.6	744.9	607.2	492.4	392.6	352.7	325.7	318.8
12.5°	1220.1	1135.6	944.9	737.2	560.6	394.5	285.0	222.9	195.9	185.2	183.5
15°	1178.4	1073.7	838.2	595.5	388.2	242.8	181.3	160.2	153.9	152.1	152.1
17.5°	1139.2	1014.7	733.8	456.1	256.8	170.2	150.1	145.4	143.4	143.2	143.4
20°	1098.2	955.7	631.2	334.2	179.3	144.2	138.7	136.1	135.5	135.5	135.5
22.5°	1058.9	896.8	531.4	238.7	143.8	131.6	128.8	127.0	126.4	126.2	125.9
25°	1021.2	840.7	434.0	168.7	126.2	120.5	118.2	115.8	114.0	113.0	112.4
27.5°	990.3	790.8	343.2	135.3	114.0	109.1	106.1	102.6	98.2	96.3	95.5
30°	965.6	745.3	264.5	114.2	102.6	97.6	93.1	87.0	80.7	77.3	77.1
32.5°	946.3	700.5	200.8	101.0	92.3	86.2	79.7	72.0	64.7	61.0	60.8
35°	936.8	661.0	153.5	91.3	83.2	75.6	67.5	59.0	51.9	48.3	47.9
37.5°	943.1	627.7	119.7	83.2	75.6	66.7	57.2	48.3	42.0	38.9	38.7
40°	966.2	606.4	97.3	76.3	69.0	58.2	47.9	39.6	34.3	31.8	31.6
42.5°	1015.3	598.5	83.0	70.6	62.7	50.3	39.8	32.7	27.8	26.0	25.6
45°	1097.4	610.1	73.4	65.1	56.2	42.8	32.9	26.8	22.5	21.1	20.9
47.5°	1206.7	640.7	66.5	59.8	50.3	36.1	27.4	21.7	18.3	17.0	16.8
50°	1347.5	689.2	60.8	54.4	44.8	30.6	22.7	17.2	14.2	13.2	13.2
52.5°	1500.8	747.0	55.6	49.5	39.3	25.4	18.3	13.2	11.2	10.1	10.1
55°	1627.4	797.5	50.1	45.8	32.5	21.1	14.0	10.1	8.3	7.7	7.7
57.5°	1753.9	851.4	43.8	39.3	26.0	17.2	10.7	7.5	6.1	5.7	5.7
60°	1917.8	917.3	37.7	32.0	20.5	13.0	7.9	5.3	4.5	4.3	4.3
62.5°	2098.1	955.9	32.2	25.6	16.0	9.7	5.7	3.6	3.4	3.4	3.2
65°	2208.4	901.3	27.0	20.5	12.4	7.3	3.7	2.6	3.0	2.8	2.4
67.5°	2067.7	705.6	22.1	16.0	9.7	5.5	2.4	1.8	3.2	2.6	2.0
70°	1712.0	493.9	17.2	11.2	7.7	4.7	1.6	1.2	3.4	2.6	1.6
72.5°	1281.2	330.6	13.6	7.5	5.7	4.1	1.4	0.6	3.0	2.2	1.4
75°	700.1	133.2	10.8	4.7	3.6	3.0	1.0	0.4	2.0	1.6	1.0
77.5°	184.2	35.1	7.9	3.2	2.0	1.2	0.6	0.2	1.0	0.8	0.4
80°	46.9	13.6	5.1	2.2	1.4	0.6	0.0	0.0	0.2	0.0	0.0
82.5°	25.1	5.7	3.2	1.6	0.8	0.0	0.0	0.0	0.0	0.0	0.0
85°	18.9	3.7	1.8	1.0	0.2	0.0	0.0	0.0	0.0	0.0	0.0
87.5°	7.3	1.2	0.6	0.0	0.0	0.0	0.0	0.0	0.0	0.0	0.0
90°	0.0	0.0	0.0	0.0	0.0	0.0	0.0	0.0	0.0	0.0	0.0



Signify Classified - Internal  
Cooper Lighting Solutions Photometric Lab  
1121 Highway 74 South  
Peachtree City, GA 30269

Scaled Data Report



Report Generated By 670245982

Signify Classified - Internal  
Cooper Lighting Solutions Photometric Lab  
1121 Highway 74 South  
Peachtree City, GA 30269

Scaled Data Report



Signify Classified - Internal  
Cooper Lighting Solutions Photometric Lab  
1121 Highway 74 South  
Peachtree City, GA 30269

Scaled Data Report



Signify Classified - Internal  
Cooper Lighting Solutions Photometric Lab  
1121 Highway 74 South  
Peachtree City, GA 30269

Scaled Data Report



Signify Classified - Internal  
Cooper Lighting Solutions Photometric Lab  
1121 Highway 74 South  
Peachtree City, GA 30269

Scaled Data Report



--- HS — SS

Signify Classified - Internal  
Cooper Lighting Solutions Photometric Lab  
1121 Highway 74 South  
Peachtree City, GA 30269

Scaled Data Report



u

Signify Classified - Internal  
Cooper Lighting Solutions Photometric Lab  
1121 Highway 74 South  
Peachtree City, GA 30269

Scaled Data Report



Signify Classified - Internal  
Cooper Lighting Solutions Photometric Lab  
1121 Highway 74 South  
Peachtree City, GA 30269

Scaled Data Report



(END OF REPORT)